

South America



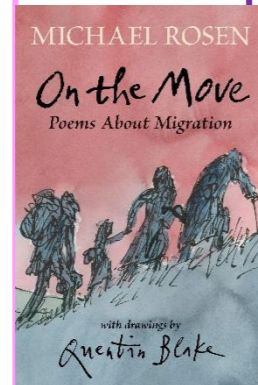
Autumn 1

South America unit (First 2 weeks back)

- Use atlases to locate countries in South America and label on a map.
- Use keys to locate physical features such as rivers, mountains and climate zones.
- Look at natural wonders in South America and create a piece of work on a chosen natural wonder.
- Artist study of South American artist Beatriz Milhaze. Take inspiration from her style to create 'stained glass' effect art to be displayed on classroom windows.
- Study poetry written by Gabriel Mistral.

RSHE

- Know what 'community' means
- Identify some of the ways people can show respect for each other as individuals within a community.
- Describe and demonstrate strategies to ensure collaboration is positive and inclusive.
- Recognise the positive effects of collaboration and how this makes us feel
- Demonstrate vocabulary for expressing the intensity of feelings and emotions and describe how different feelings are experienced in their bodies.
- Describe how different feelings can make people behave.
- Develop strategies for managing our own feelings.



English

- Make predictions about a text using a front cover and the blurb.
- Write responses in role as different characters.
- Rewrite a narrative to include description.
- Summarise chapters from the book, focusing on the key events.
- Take notes by retrieving information and inferring thoughts and feelings.
- Use knowledge from history lessons to write in role as an evacuee.
- Edit and improve pieces of writing to include key grammatical elements.
- Read and discuss a wide range of poems linked to our topic from different authors.
- Prepare and perform poetry inspired by authors studied and our topic.
- Recount events in a story map.
- Choose to write a piece of persuasive writing in response to the text.

Geography


- Locate and label the countries who were on the two different sides of the war - Allies and Axis.
- Analyse and discuss the location and sizes of countries on each side and the impact this had on the outcome of the war.
- Refer to maps when learning about key battles, events and movements during the war.

Science

- What is light? Understand this concept and identify different light sources.
- Create a model explaining how light travels.
- Draw scientific diagrams showing understanding of how light enables us to see.
- Investigation using torches and mirrors to show the difference between the incident ray and reflected ray.
- Investigation into shadows and what stays the same or changes depending on different variables.
- Write predictions and explain understanding using scientific language linked to topic.

Maths

- Read, write and compare numbers up to 10,000,000 and determine the value of each digit within numbers.
- Round numbers to any degree of accuracy.
- Understand negative numbers and calculate intervals across zero.
- Solve addition and subtraction calculations using partitioning, number bonds and compensation and check calculations using the inverse.
- Identify multiples, factors, prime numbers and prime factors.

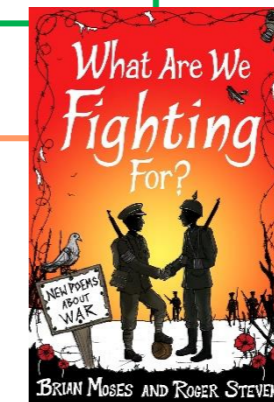


Art and Design

- Develop watercolour techniques to paint the Lighthouse from our book using a limited colour palette.

Computing

- Understand the concept of variables in programming through games in Scratch.
- Create a simulation of a scoreboard and experiment with variables in an existing project.
- Create their own project and use knowledge to improve their game through testing.



French

- Develop speaking, listening, reading, writing and pronunciation linked to: 'How are you?' months of the year, cardinal and ordinal numbers, writing and saying the date, my birthday.

CORE TEXTS

- Letters from the Lighthouse by Emma Carroll
- What are we Fighting For? By Brian Moses and Roger Stevens
- On the Move: Poems About Migration by Michael Rosen.

History

- Draw a timeline to aid in understanding chronologically when the world wars occurred.
- Understand the historical concept of causes and consequences - What is war? What causes war? What are the effects of war?
- Identify and explain the events leading up to the start of World War 2.
- Know what evacuation means, who was evacuated and the reasons for evacuation.

Music

- Listen to and appraise a variety of music across the ages linked to our topic.
- Identify how music reflects time, place and different intentions.
- Understand and identify musical features.
- Use vocabulary such as pitch, tempo, timbre and lyrics to describe music.
- Identify the pulse of a piece of music and create and repeat simple beat patterns.

PE

- Invasion games - develop a range of key skills that can be transferred to a variety of different invasion games.
- Communicating, collaborating and competing with each other in a range of team sports.